

CITY OF LAKE HELEN
 Building Department
Above Ground Pool Information Sheet

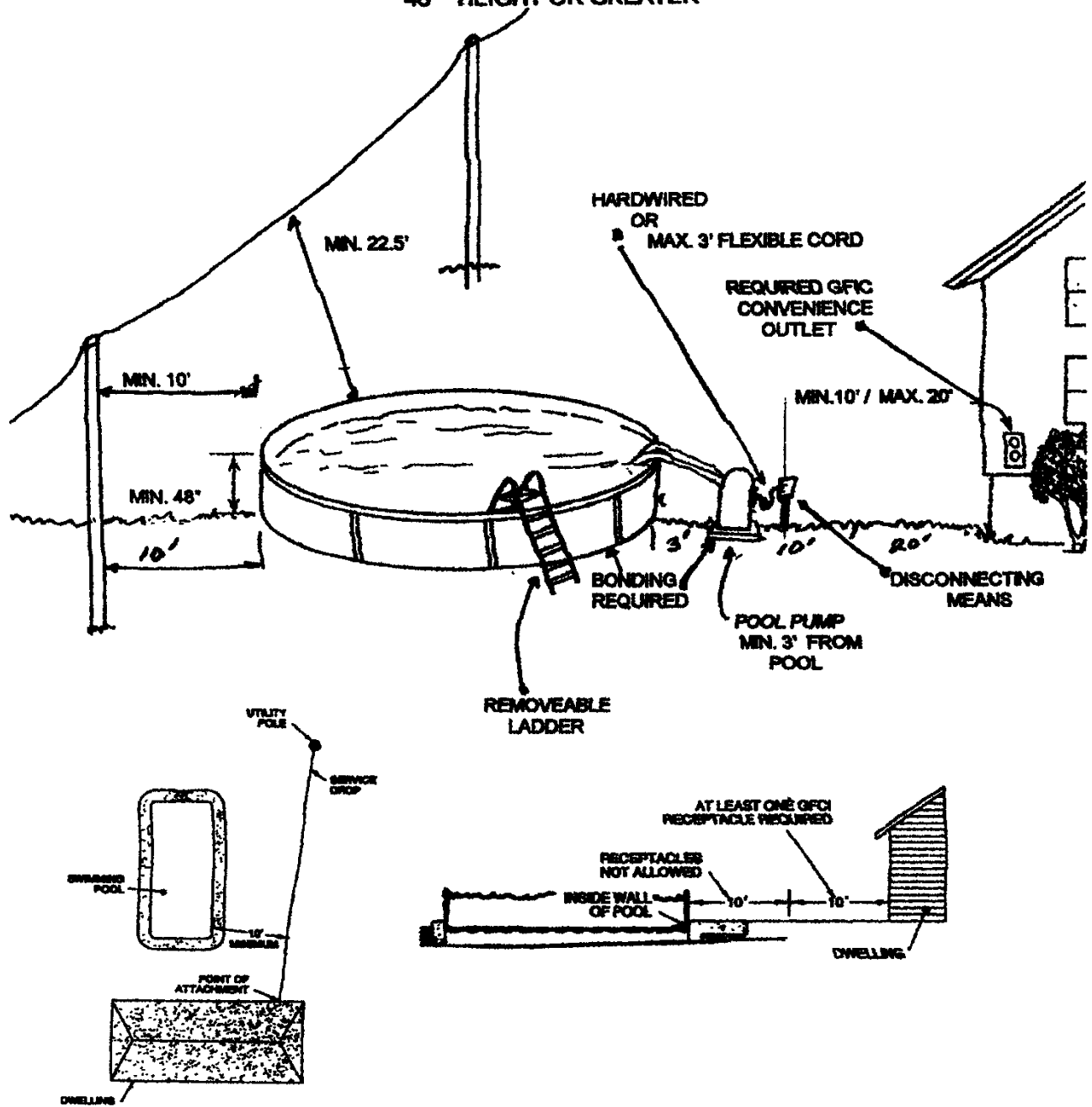
Above Ground Pool	2 sets of pool specifications; safety feature must be addressed on application or with plans; 1 survey with seal & 2 copies; 2 site plans; septic location
-------------------	--

Informational guidelines for above ground pools 48” height or greater:

- 1) Above ground pools shall be provided with a minimum 48” high barrier placed a minimum 20” from the above ground pool which complies with the requirements of the 2004 Florida Building Code.
- 2) The wall of the above ground pool may be utilized as the pool safety barrier provided the walls are at least 48” above finished grade and the only access to the pool is by means of a removable ladder or steps.
- 3) If a fence or enclosure is installed, the walls shall be a minimum 48” above the finished grade. The gates or doors must open outwards away from the pool and be self closing and latching. The latching mechanism or latch release device must be 54” above the finished grade or located on the inside of the gate and shielded or otherwise protected from opening through the gate.
- 4) The electrical installation shall comply with Article 680, Sections 1 & 2 of the 2002 National Electrical Code for permanent pools.
- 5) Pools shall not be located over or within 10’ horizontal distance of overhead power lines unless a minimum 22.5’ minimum clearance is provided from the electrical lines to the top of the pool.
- 6) Pools shall not be located over or within 5’ horizontally of underground electrical wiring or septic tanks.
- 7) Pool pump motor shall be fed with a minimum #12 equipment grounding conductor and installed in rigid metal, intermediate metal or rigid nonmetallic conduit.
- 8) Pool pump motors shall be a minimum 3’ from the side of the pool. Pool pump motors within 5’ of the side of the pool shall be connected to a GFI protected single, locking and grounded receptacle with a maximum 3’ flexible cord or hardwired directly to a junction box or the required disconnecting means.
- 9) All metal parts and pool shell of the above ground pool shall be bonded to the pool motor. The pool motor shall be listed and labeled for swimming pool or spa use.
- 10) A GFIC protected convenience outlet is required between 10’ and 20’ of the above ground pool. No electrical receptacles are allowed within 10’ of the pool.

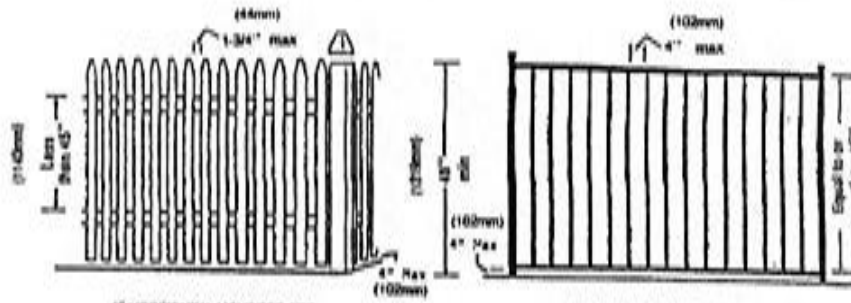
*The above general information listed is provided as a convenience to the public
 and is not intended to be all-inclusive.*

**INFORMATIONAL GUIDELINES FOR ABOVE GROUND POOLS
48" HEIGHT OR GREATER**



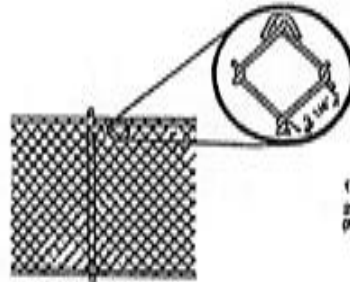
**CITY OF LAKE HELEN
Building Department**

FENCING REQUIREMENT FOR POOLS

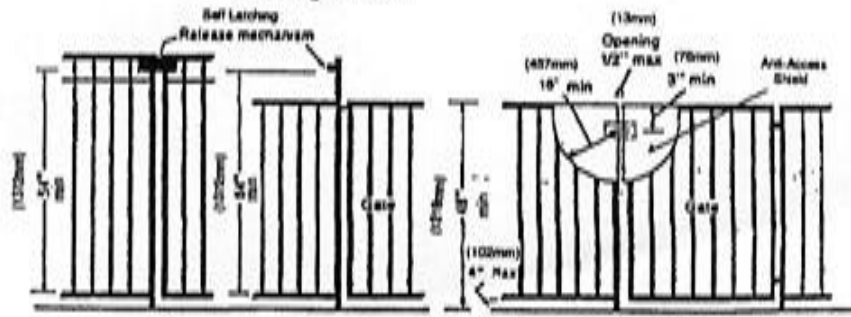


IF HORIZONTAL MEMBERS ARE LESS THAN 45° APART, THE SPACE BETWEEN VERTICAL MEMBERS SHALL NOT EXCEED 1-3/4\".

IF HORIZONTAL MEMBERS ARE EQUAL TO OR MORE THAN 45° APART, THE SPACE BETWEEN VERTICAL MEMBERS SHALL NOT EXCEED 4\".



(97mm)
2 1/4\" SQUARE CHAIN LINK MESH (NORMAL)



RELEASE MECHANISM LOCATED AT 54\" OR HIGHER FROM THE BOTTOM OF THE GATE.

RELEASE MECHANISM LOCATED LESS THAN 54\" FROM THE BOTTOM OF THE GATE.

LATCH RELEASE MECHANISM